

Fact sheet on the Iranian Students in the U.S. and Canada
 Mohammad Hafezi
 Iranian Studies Group @ MIT, July 2006

This fact sheet summarizes the statistical indicators of Iranian students in the U.S. and Canada. The data has been compiled from the National Science Foundation Statistics¹ and Canada Statistics².

The number of Iranian citizen doctorate recipients in Science and Engineering (S&E) has been continuously shrinking at an almost constant rate since 1990, while the number of international student has been roughly constant around ten thousand. The data shows that the decline rate is roughly the same for both permanent and temporary residents.

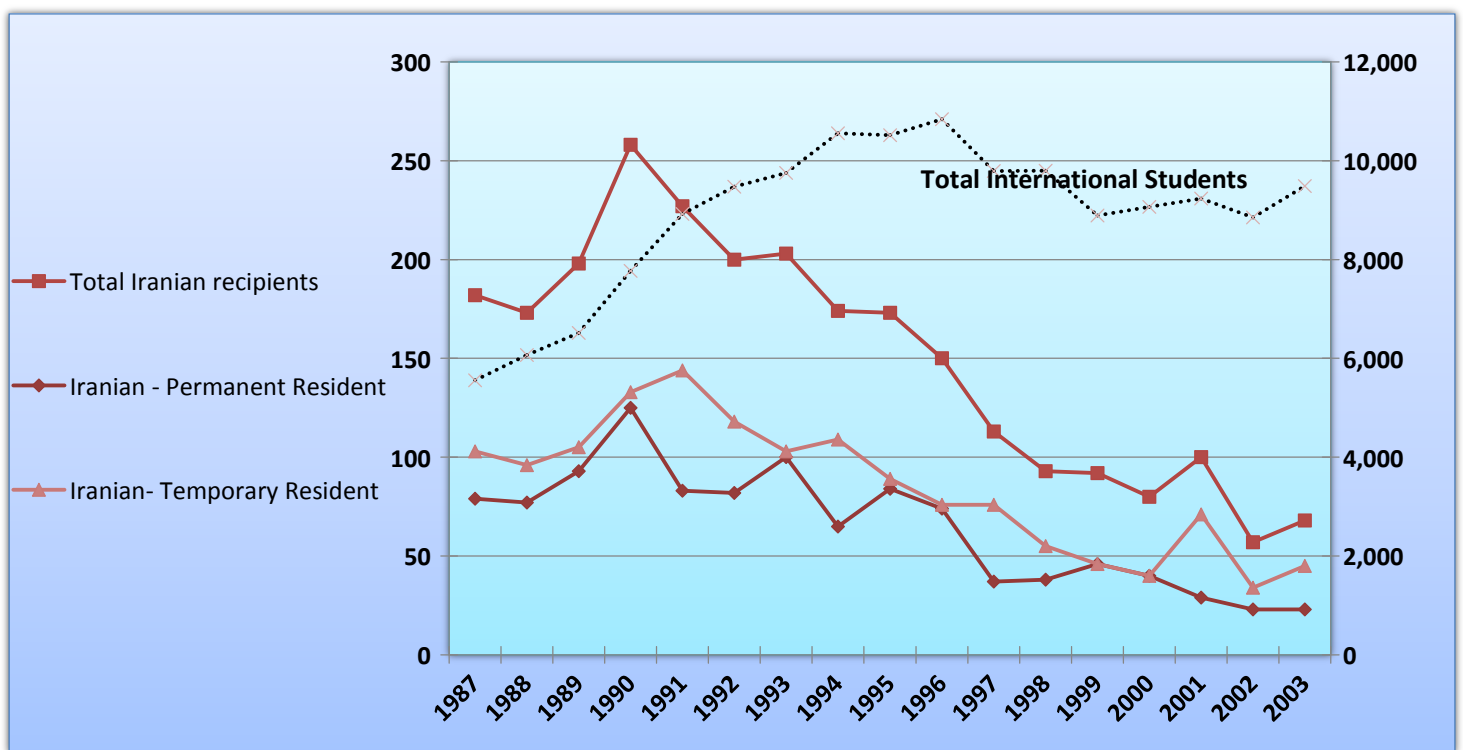


Figure 1. Iranian and the total international doctorate recipients in Science and Engineering in the U.S. The colored lines and the left axis correspond to Iranians, while the dotted line and the right axis correspond to the total international recipients in the U.S.

In contrast, statistics shows a different trend in Canadian Universities for Iranian students. Science and Engineering undergraduate Iranian-born student enrollment in Canadian universities increased by 70% from 1985 to 1998 and reached a total number of 825. In the same period, the graduate enrollment surged by 240%, making the total number of enrollees 673.

From 1992 to 2003, the number of degrees granted to Iranian students in Canada increased from 40 to 140 (350%), while in the U.S. it declined from 203 to 68 (-67%).

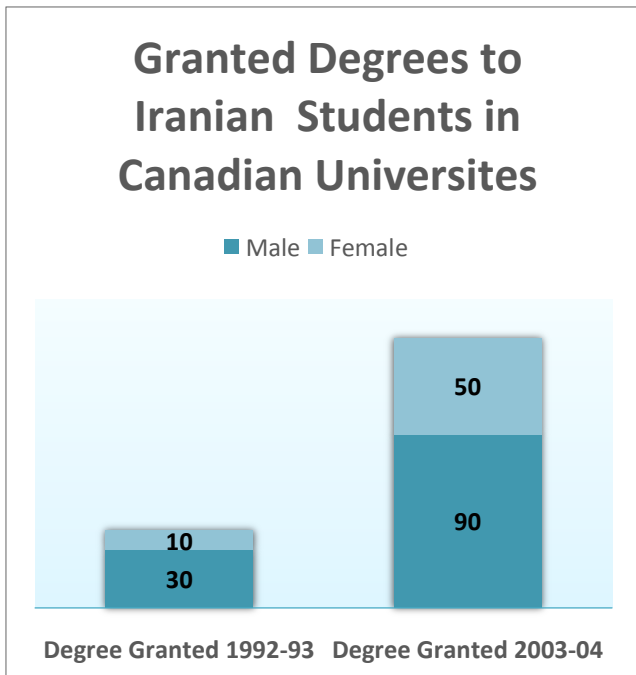


Figure 2. Granted degree to Iranian students in Canadian Universities

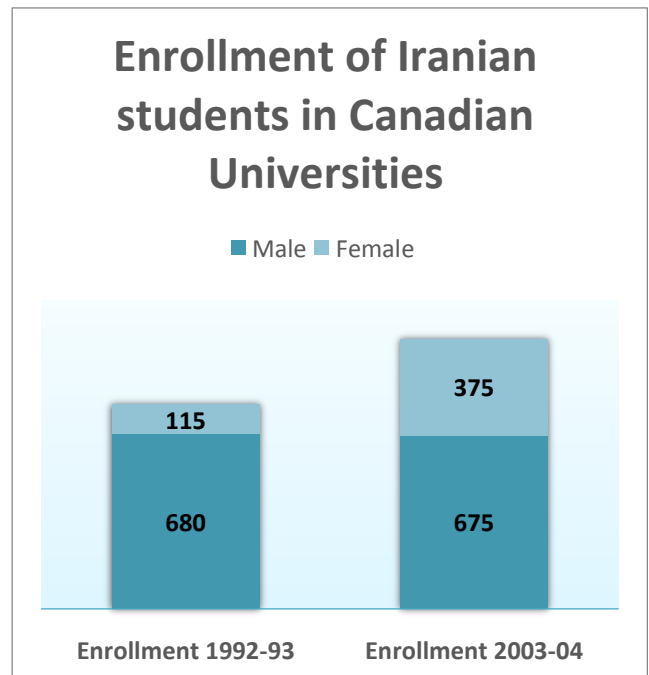


Figure 3. Enrollment of Iranian students in Canadian Universities

In the year 2003, the Iranian-born U.S. residents with the highest degree in Science and Engineering were 82,800, among them 19% of the bachelors degree holders, 8% of the master's degree holders, and 26% of the doctoral degree holders have attained their degrees outside of the U.S.

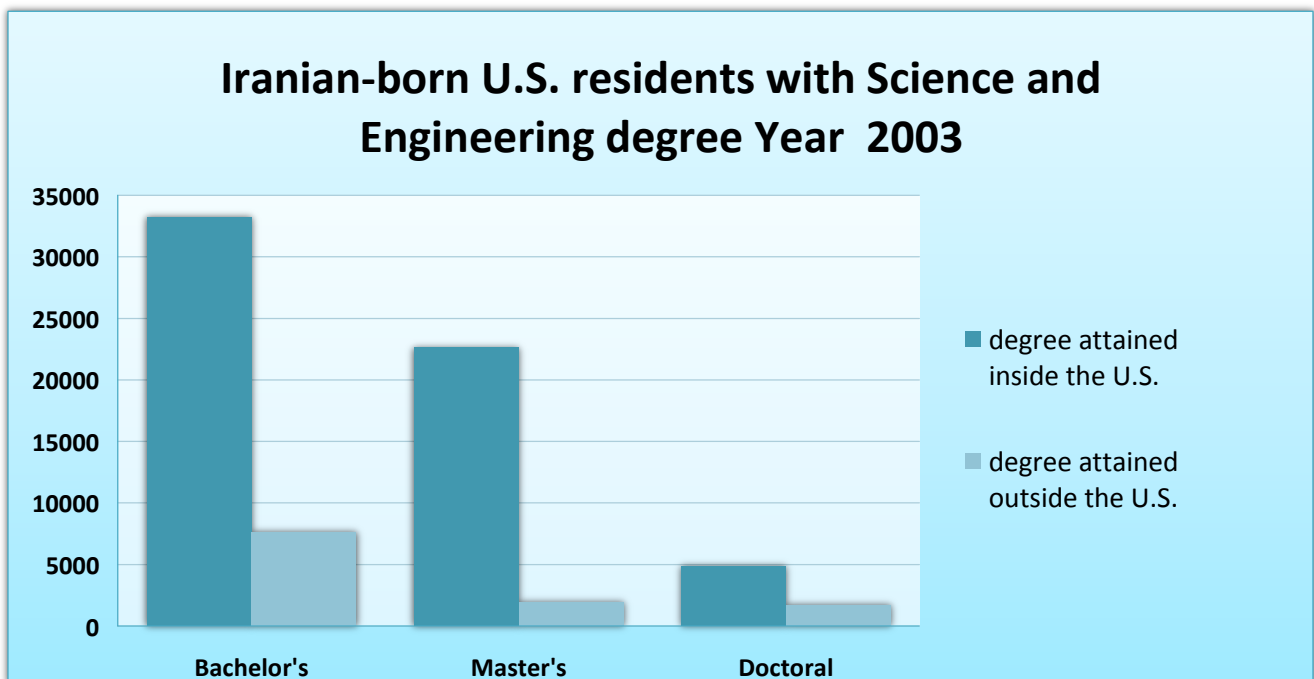


Figure 4. Iranian Science and Engineering degree holders in the U.S.

For more information on the Iranian Studies Group: please contact: Mohammad Hafezi hafezi@fas.harvard.edu and visit our website at <http://isg-mit.org>

Sources:

1. Science and Engineering indicators 2006, National Science Foundation.
2. Statistics Canada 2003, Ottawa, Canada.